



Victoria Jayne
PHOTOGRAPHY



Contents

Portrait Sessions - How To Dress

P1

Engagement Sessions

P4

Maternity Sessions

P7

Newborn Sessions

P10



PORTRAIT SESSIONS

● IT'S ALL ABOUT THE KIDS

If the young children just aren't co-operating, the best way to handle this is to go play with them! Even if candid photos aren't your thing, trust me that some natural laughter mid-twirl is going to look a ton better than a frowning portrait.

● POSITIVE REINFORCEMENTS

Let me know what the kids are allowed (ie lollies or going to the park after the shoot) and if they're really not co-operating, we can use this to encourage them! Pro tip: bring a little bag of lollies at the shoot

● DRESS KIDS IN CLOTHES THEY LOVE

If they feel good, they're more likely to enjoy the session (see wardrobe advice next page).

● BRING SOME PROPS

Bring props for the kids to play with - a beach ball, a kite, their swimmers! Anything that fits in with your families vibe and you want to incorporate! 50% of summer sessions finish up in the ocean, so if you can see this happening, don't forget to bring some towels!

● BRING THE FUR BABIES

If you have a fur baby, bring him/her along! They're part of the family too and you'll love looking back at photos of the whole fam together!

● HAVE FUN

Rock up with the attitude that you're going to have fun - it'll show in your photos!!





WARDROBE

How To Dress

Do's

- **WEAR CLOTHES THAT FIT WELL**
If you feel comfortable, you'll look comfortable!
- **COMPLIMENT THE SETTING**
Whether you are in a rainforest or on the beach, use texture and colour in your wardrobe that will look cohesive with the location
- **DRESS KIDS IN CLOTHES THEY LOVE**
If the kids are happy, everyone is happy!
- **WEAR COMPLIMENTARY COLOURS**
Outfits should consist of a limited colour palette that will compliment complexions and accent other outfits
- **DRESS FOR THE SEASON AND WEATHER**
Being dressed for the season will make your photos look natural because you'll be more comfortable during the shoot
- **WEAR CLOTHES THAT REFLECT YOUR STYLE**
Keep it classic and timeless, but don't be afraid to add some personality!
- **PIN IT UP TO GET A TAILORED LOOK**
Use clips to perfect the fit of off-the-rack clothes. They do it on all fashion shoots, why shouldn't you?
- **WEAR PRINTS WISELY**
Clothing and accessories with medium and large patterns are best. Try mixing with solids to balance things out.



WARDROBE

How To Dress

Don'ts

- **WEAR BUSY PATTERNS AND EXTREME COLOURS**
Small, intricate patterns, and overly bright colours are distracting and will clash with the location
- **WEAR POORLY FITTING CLOTHES**
Clothes that are too big or too small, are restrictive or wrinkled are very obvious in photos
- **WEAR TOO MUCH WHITE**
White loses detail when paired with a light background
- **WEAR ANYTHING THAT'S TRENDY OR 'IN'**
Go for timeless and avoid clothes that will look dated in a few years! (Trust us on this one)
- **WEAR DISTRACTING ITEMS**
Big jewellery, sunglasses, and hair bands on your wrist are even more noticeable in photos. We suggest keeping it simple
- **BE A WALKING BILLBOARD**
Don't wear runners with brand names, logos, characters, or words
- **WEAR UNDERWEAR THAT IS HARD TO CONCEAL**
Avoid bra straps with a spaghetti strap dress, or underwear that is visible through tight skirts, etc
- **SHOW MORE SKIN THAN YOU WANT TO SHOW**
Only show as much shoulder, leg, midriff, and neckline as you're confident capturing for a lifetime

ENGAGEMENT SESSIONS



Engagement Photos

An engagement session is an amazing way to celebrate your love for each other and capture some beautiful memories whilst trying out your wedding photographer!

- Choose a meaningful location: Think about places that are special to you as a couple, such as the location of your first date or the spot where you got engaged. *Or*, you can work with your photographer to find a location that would be super fun for your session
- Coordinate your outfits: Coordinate your outfits with your partner and choose clothing that complements each other and reflects your own style. You can opt for matching colors or patterns, or choose outfits that complement each other (see page 1 for tips)
- Incorporate props: Think picnics and champagne, or items that have special meaning to you as a couple! Props can add visual interest to your photos and make them more personal
- Include your pets: If you have pets, consider including them in your engagement photoshoot. Pets can add a fun and personal touch to your photos and make them more memorable
- Have fun: The most important thing is to relax and have fun during your engagement session. Trust your photographer! The more natural and comfortable you feel, the more amazing your photos will turn out



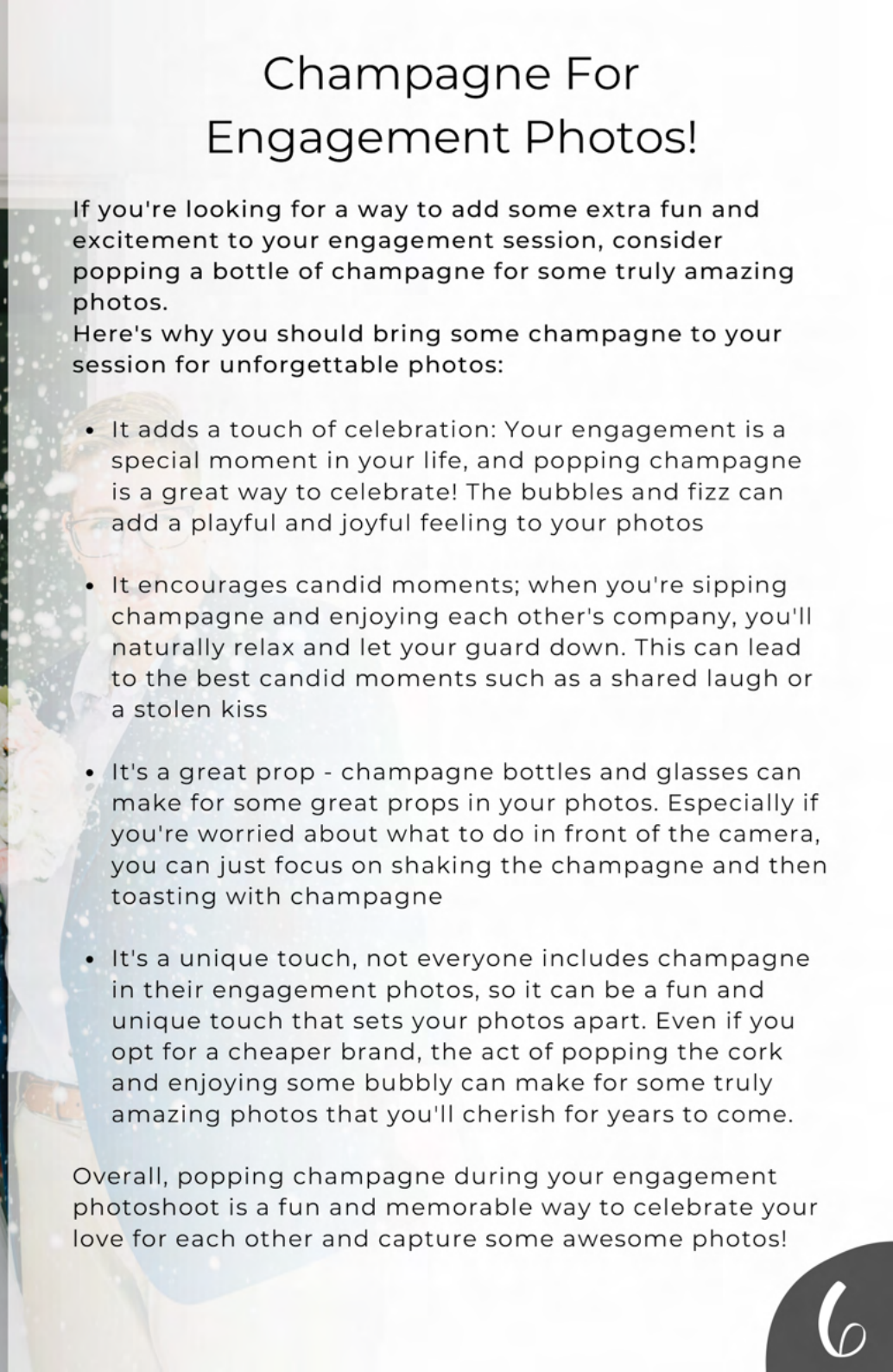
Champagne For Engagement Photos!

If you're looking for a way to add some extra fun and excitement to your engagement session, consider popping a bottle of champagne for some truly amazing photos.

Here's why you should bring some champagne to your session for unforgettable photos:

- It adds a touch of celebration: Your engagement is a special moment in your life, and popping champagne is a great way to celebrate! The bubbles and fizz can add a playful and joyful feeling to your photos
- It encourages candid moments; when you're sipping champagne and enjoying each other's company, you'll naturally relax and let your guard down. This can lead to the best candid moments such as a shared laugh or a stolen kiss
- It's a great prop - champagne bottles and glasses can make for some great props in your photos. Especially if you're worried about what to do in front of the camera, you can just focus on shaking the champagne and then toasting with champagne
- It's a unique touch, not everyone includes champagne in their engagement photos, so it can be a fun and unique touch that sets your photos apart. Even if you opt for a cheaper brand, the act of popping the cork and enjoying some bubbly can make for some truly amazing photos that you'll cherish for years to come.

Overall, popping champagne during your engagement photoshoot is a fun and memorable way to celebrate your love for each other and capture some awesome photos!



MATERNITY SESSIONS



Maternity Gown Hire

Maternity sessions are a wonderful way to capture the beauty and excitement of pregnancy, and hiring a maternity gown for your photoshoot can take your photos to the *next level*. Here are a few reasons why investing in a maternity gown rental is worth it for creating incredible memories

- You'll feel comfortable and confident; maternity gowns are designed to fit and flatter your growing belly, so you'll feel comfortable and confident during your photoshoot. They're often made from stretchy and breathable fabrics, so you won't feel restricted or overheated during the session
- You'll look amazing - maternity gowns are designed to accentuate your curves and showcase your growing belly in the most *beautiful* way. They come in a variety of styles, from flowing and ethereal to form-fitting and sexy, so you can choose a gown that fits your personal style and vision for your photos
- You'll have more options: When you rent a maternity gown for your session, you'll have access to a wider variety of styles and colours than you would if you just wore something from your own wardrobe. This means you can choose a gown that complements the setting and creates the exact look you want for your photos
- You'll create more memorable photos: Maternity gowns can create stunning visual effects in your photos, such as flowing fabric or dramatic silhouettes. These effects can add a touch of magic to your photos and make them even more memorable

This website rents out maternity gowns Australia wide
www.mamarentals.com.au/

- I am not affiliated with Mama Rentals in any way



NEWBORN SESSIONS




Newborn Sessions


Newborn photography is a beautiful way to capture the early days of your baby's life, and lifestyle newborn photos offer a unique and authentic perspective on your new family dynamic.

- Lifestyle newborn photos are all about capturing the everyday moments of your family's life, *in your own space*. This means that instead of posed shots in a studio (and don't get me wrong - these photos are stunning too), your family will be photographed in your own home, interacting naturally. This can create some truly special and candid moments that you'll cherish forever
- Your home is a big part of your family's story, and including it in your newborn photos can make them even more meaningful. We can capture shots of your baby in their nursery, your family cuddled up on the couch, and other special moments in your home
- One of the benefits of lifestyle newborn photos is that you don't have to worry about getting your baby to sleep or posing them in unnatural positions. Instead, you can relax and enjoy the moment while the natural beauty of your family is photographed
- Lifestyle newborn photos have a timeless quality to them that will never go out of style. These photos will be a treasured reminder of your baby's first days, and you'll love looking back on them as your child grows up





 [http:// www.victoriajayne.photography](http://www.victoriajayne.photography)

 [victoriajayne.photography](https://www.instagram.com/victoriajayne.photography)